

THE SCRAPBAG RAG

THE OFFICIAL NEWSLETTER OF THE BLUE VALLEY QUILT GUILD

FEBRUARY 2018 ISSUE

UPCOMING EVENTS

SEW DAYS

West Fireplace Room, Seward Civic Center, 9 a.m. to 3 p.m.

February 24

March 24

April 28

May 26

June 23

July 28

August 25

September 22

October 27

MARCH 17

National Quilting Day
<http://nsqg.org/events/>

QUILTNEBRASKA 2018

July 26-29, 2018

Hotel RL
72nd and Grover
Omaha, Nebraska

THREADS ACROSS NEBRASKA

October 12 & 13, 2018

October 11 & 12, 2019

Exposition Bldg., Buffalo County Fairgrounds,

Kearney, Nebraska

FROM THE PRESIDENT. . .

We lost a local and state-wide quilting friend and legend yesterday, in the passing of Marian Fosler Feb 17, 1928 - Feb 3, 2018. Dorothy informed us of Marian's passing, and ensured us that she died peacefully, surrounded by family. Her contributions to the health, happiness and beauty of her community are immeasurable...providing the Seward area with a beautiful fabric shop, teaching hundreds of children to sew through 4-H, and helping to start our beloved Blue Valley Quilt Guild, just to name a few. Thank You Marian, for sharing your heart and your art, for teaching us, for making us laugh, and for reminding us to be kind to ourselves and love our work. You will be missed so deeply, by so many. May you rest in peace...with great love and affection, Becky Wallroff, BVQG President.

Marian's children would like to share the following service plans:

Visitation: Friday, Feb 9, from 6:30 to 8 pm, United Methodist Church - Seward.

Memorial service: Saturday, Feb 10 at 3 pm, United Methodist Church - Seward.

Private interment of ashes will occur prior to the service.



MEETING MINUTES AND TREASURER'S REPORT

Due to the cancellation of the January meeting the following is the report from the November meeting.

The November 20, 2017 meeting of the Blue Valley Quilt Guild took place in the West Fireside room of the Civic Center with 33 members present and no guests. Nine members with birthdays in Nov. or Dec. answered the question, "What is one thing you want for Christmas?" They chose fat quarters from some new ones donated by Katie Coleman from her challenge quilt winnings.

Door prize winners, Jeanette Richardson and Rosie Westerhoff, took home a copy of Quick Quilts supplied by our speaker.

Diane Harris of Bladen, Nebraska showed her Christmas quilts. She has been quilting for 32 years and is newly retired from the staff of Quick Quilts magazine.

Snacks were served by Laurie Rouse, and Lori Duffek.

Business

- The meeting was called to order by our new president, Becky Wallroff.
- The minutes and treasurer's reports were approved as published in the newsletter.
- Members were encouraged to pay their \$25 dues soon so they can be included in the 2018 yearbook.
- Linda Riesberg was voted in and installed as Vice President. She will be president in 2019.
- Volunteers are still needed for the 2018 program committee.
- Thank yous were read from Sandy McMillan for supporting the state fair and from Betty Mlejnek for sponsoring the prize which she won. Becky passed along verbal greetings from Barb

Pike and Marsha Cieslik.

- Sheila Beins reported that many positive comments were received about the quilt show. The final numbers aren't in, but with fewer than 400 people attending we did not break even. The loss will be covered by the Sesquicentennial Committee. We did receive \$200 from the vendors.
- Sew day dates at the Civic Center will be announced when they are scheduled.
- Judy Polacek, Mona Kunasek, and Carol Curran finished UFOs in 2017 and were rewarded with gifts from Becky Wallroff's honey business and money to buy new fabric.

Cindy Milligan presented clues for the 2018 Mystery Quilt which will have 4 sets of directions. The 66x78 quilts will be due at the bed turning in September. Directions will be available on the web site.

The meeting was adjourned followed by Show and Share.

Gretchen Gebhardt, secretary

Blue Valley Quilters	
Treasurer's Report	
December 2017	
Beginning Checkbook Balance	\$1,343.18
Income:	
Pins	
Dues	\$100.00
Quilt Raffle	
Bus Trip Registration	
UFO Fees	
booth rental \$100 X 2 Nov 2017	
Total Income	<u>\$100.00</u>
Expenses:	
Copies & Postage	
Library Subscription/Quiltmaker	
Challenge Prizes	
State Fair Prizes	
Speaker Fees	
Website Maintenance	
U S Post Box rent	
Total Expences	\$0.00
Ending Checkbook Balance 11/30/2017	\$1,443.18
Petty Cash	<u>\$20.00</u>
Savings Account @Cattle Bank	\$2,014.97
Interest income	\$0.50
Total Balance	<u>\$3,478.65</u>

"Blankets wrap you in warmth, quilts wrap you in love."

FYI . . .

NEEDED:

PROGRAM COMMITTEE

We are still in need of people to serve on the Program Committee. Please consider helping with this committee. Also if you have some ideas for programs that you would like to see, please let one of our officers know. Ideas are always appreciated.

NOW SHOWING at the IQSCM:
Uncovered, The Ken Burns Collec-
tion.



**BVQG
MEMBERS**

**JANUARY AND
FEBRUARY BIRTHDAYS**

Kriss Moulds — Jan 11th

Lori Duffek — Jan. 12th

Cindy Milligan — Jan. 31st

Mona Kunasek — Feb. 1st

FEBRUARY PROGRAM:

“Ugly Quilt Contest”

Bring what you think is the ugliest quilt you own and we’ll take a vote.

A prize will be awarded for the “winner”.

Remember it is all in fun and really every quilt is beautiful in it’s own right.

QUILTNEBRASKA 2018

Teachers are needed.

Contact Katy Coleman:
sanityquilts@hotmail.com
if you are interested in teaching a class.

NATIONAL QUILTING DAY

IQSCM’s 9th Annual National Quilting Day is Saturday, March 17th from 9 a.m. to 4 p.m. It is a free event including admission and tours of the IQSCM, demos, lectures and displays. Lecture topics include: So I got it pieced, now what? by Kris Vierera (aka Quilter on the Run), the Made by Hand quilt exhibition by Lydia Newman, Creating the Unique by Dorothy Heidemann-Nelson and Carolyn Ducey on the Ken Burns’ quilt exhibition.

Go to <http://nsqg.org/events/> for additional information.

NEWSLETTER ARTICLE SUBMISSION DEADLINES:

Because the newsletter is for your use, the following are the deadline dates for news/info submission.

March 7
April 4
May 9
June 6
July 3
August 8
September 5
October 3
November 7
January 9, 2019

SEW DAYS (MINI-RETREAT)

Scheduled SEW DAYS for 2018 are on page one. Unless changed later, we will meet in the West Fireplace room at the Seward Civic Center, usually from about 9 a.m. to 3 p.m. Stay all day or just for awhile. Bring your machine and tools, or just some hand work. These are FREE, fun and fulfilling times with friends who love the same art. Invite a friend...all area community members are welcome.

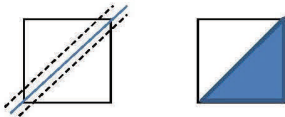
“Any day spent quilting is a good day.”

Blue Valley Quilt Guild - 2018 Mystery Quilt - Clue 1

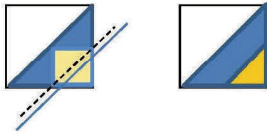
Diamond Blocks

- Need: 40 - 4 inch blocks of Background Fabric
 40 - 4 inch blocks of Fabric B
 80 - 1 1/2 inch blocks of Fabric C

Make 80 half square triangle (HST) blocks using the 40 blocks of background fabric and Fabric B. Draw a line diagonal across Background Fabric block. Match 1 block of each right sides together. Sew 1/4 inch on either side of line. Cut block in half on drawn line. If necessary, trim blocks to 3 1/2 inches.



After squaring HST blocks, use the 1 1/2 inch Fabric C squares to snowball the Fabric B corner. Lay the Fabric C square right sides together on Fabric B corner. Sew diagonally across the Fabric C block. Trim 1/4 inch from stitching line. Press Fabric C corner away from Fabric B to make corner.



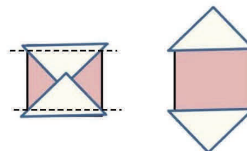
Sew 4 of these blocks together with the Fabric C points together to form a diamond block. Make 20 - 6 1/2 inch blocks



Blue Valley Quilt Guild - 2018 Mystery Quilt - Clue 2

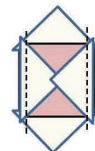
Make 30 - Square in a Square blocks

- Need: 30 - 4 3/4 inch blocks from Fabric A
 120 - 4 inch triangles from Background Fabric

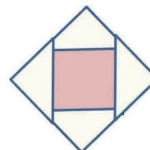


Center and attach the long side of 2 triangles to opposite sides of square.

Press triangle back



Repeat with 2 more triangles on other two sides of square.



Press triangles back

Trim, if necessary, to 6 1/2 inch block

Use all squares and triangles to construct 30 blocks

"A day patched with quilting seldom unravels."

Blue Valley Quilt Guild - 2018 Mystery Quilt

Dimensions 66 x 78

Fabric requirements - Note: Fabric requirements shown allow for minimal mistakes

WOF = Width of Fabric

Border Fabric - 2 yds - Can be as colorful and large a print as you desire. Yardage is for length of fabric cuts and allows enough for binding.

Background - 2 3/4 yds - should be either light or dark - make sure it has sufficient contrast from border and other fabrics for best affect.

Remaining fabrics will need to be a tone that contrasts with the background you choose

Fabric A 2/3 yd - Medium print OK -

Fabric B 5/8 yd - small print OK

Fabric C 1/2 yd - small print OK but should read as a solid and contrast but compliment Fabric B

Fabric D 1/3 yd - Small print OK

The remaining fabrics only require 1 or 2 WOF strips. An 1/8 or Fat Eight of each. For best results use all different colors or try to follow the recommended color family groups for best dispersement of color.

None of these should be the same or same color as Fabric C or D

Fabric E } May be same color family (ie. Reds)
Fabric F }

Fabric G } May be same color family (ie. Blues)
Fabric H }

Fabric I } May be same color family (ie. oranges)
Fabric J }

Fabric K } May be same color family (ie. purples)
Fabric L }

Blue Valley Quilt Guild - 2018 Mystery Quilt

Cutting Instructions -

Border - Cut 4 - 6 1/2 inch x 66 1/2 inch strips from length of fabric

Binding - Cut 5 strips - length of remaining border fabric at your preferred width

Background -

Cut 2 - 2 inch WOF strips - cut in half = 4 - 2 x 21 inch strips

Cut 5 - 3 1/2 inch WOF strips - cut in half = 10 - 3 1/2 x 21 inch strips

Cut 3 - 3 1/2 inch WOF strips - Subcut strips into 6 1/2 inch blocks - Need 18 - 3 1/2 x 6 1/2 inch blocks

Cut 6 - 4 inch WOF strips - Subcut each strip into 10 - 4 inch blocks = 60 - 4 inch blocks

Cut 60 blocks in half yielding 120 triangles

Cut 4 - 4 inch WOF strips - Subcut each strip into 10 - 4 inch block = 40 - 4 inch blocks

Cut 6 - 2 inch WOF strips - Subcut each strip into 3 1/2 blocks - Need 62 - 2 x 3 1/2 inch blocks

Fabric A - Cut 4 - 4 3/4 inch WOF fabric strips - Subcut into 4 3/4 inch blocks - Need 30 - 4 3/4 inch blocks

Fabric B - Cut 4 - 4 inch WOF strips - Subcut each strip into 10 - 4 inch blocks = 40 - 4 inch blocks

Fabric C -

Cut 5 - 2 inch WOF strips - cut in half = 10 - 2 x 21 inch strips

Cut 3 - 1 1/2 inch WOF strips - Subcut each strip into 27 - 1 1/2 inch blocks = Need 80 - 1 1/2 blocks

Fabric D - Cut 5 - 2 inch WOF strips - cut in half = 10 - 2 x 21 inch strips

Fabric E - Cut 2 - 2 inch WOF strips - cut in half = 4 - 2 x 21 inch strips

Fabric F - Cut 1 - 2 inch WOF strip - cut in half = 2 - 2 x 21 inch strips

Fabric G - Cut 1 - 2 inch WOF strip - cut in half = 2 - 2 x 21 inch strips

Fabric H - Cut 1 - 2 inch WOF strip - cut in half = 2 - 2 x 21 inch strips

Fabric I - Cut 1 - 2 inch WOF strips - cut in half = 4 - 2 x 21 inch strips

Fabric J - Cut 1 - 2 inch WOF strip - cut in half = 2 - 2 x 21 inch strips

Fabric K - Cut 2 - 2 inch WOF strip - cut in half = 2 - 2 x 21 inch strips

Fabric L - Cut 1 - 2 inch WOF Strip - cut in half = 2 - 2 x 21 inch strips

“When life throws you scraps, make a quilt!”

BLUE VALLEY QUILT GUILD

PO Box 142

SEWARD, NE 68434

FIND US ON THE WEB AT:

Blue-valley-quilters.tripod.com

BVQG BOARD OF DIRECTORS

PRESIDENT: Becky Wallroff

VICE PRESIDENT: Linda Riesberg

SECRETARY: Gretchen Gebhardt

TREASURER: Judy Polacek

**NON VOTING ASSISTANCE AND
PAST PRESIDENT/ADVISOR:** Katy
Coleman

LIBRARY COORDINATORS: Mona
Kunasek and Judy Polacek

STATE FAIR LIAISON: Dorothy Heide-
mann-Nelson

PROGRAM CHAIRS:

DISCOVER NEBRASKA CHAIR: Sheila
Beins

COUNTY FAIR LIAISON: Susan Min-
chow

NEWSLETTER: Carol Curran

WEBMASTER: Becky Wallroff

REMEMBER TO BRING:

Nametag

Show and Share

A Friend: 1+1 Guest
Challenge



General meeting is held the third Monday of each month, excepting December, at the Seward Civic Center (lower level) at 7:00 PM. Board Meeting is held the first Monday of every month or as decided by board. Any member may attend. Contact any board member for time, date, location. Any interested quilt maker or quilt lover is encouraged to attend a meeting as our guest!